



Bengt Andersson

President and CEO



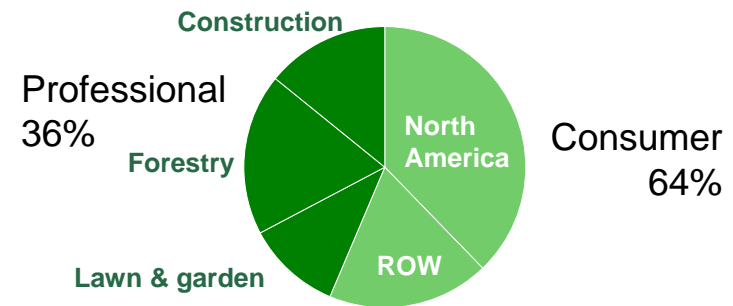
Global leader in outdoor power products and diamond tools for the construction and stone industries

Key data, 2005

Financial data pro forma

- Sales: SEK 28.8bn
- EBIT: SEK 2.9bn
- Net debt/equity ratio: 1.12
- No. of employees: 11,700

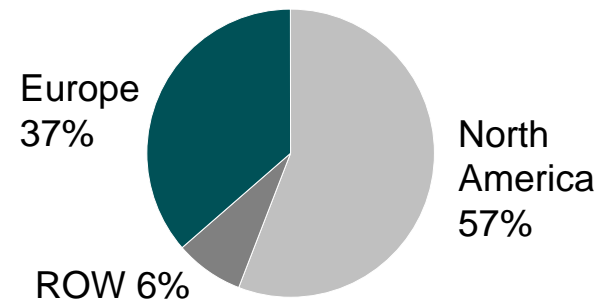
Sales by business area



Production facilities



Sales by region

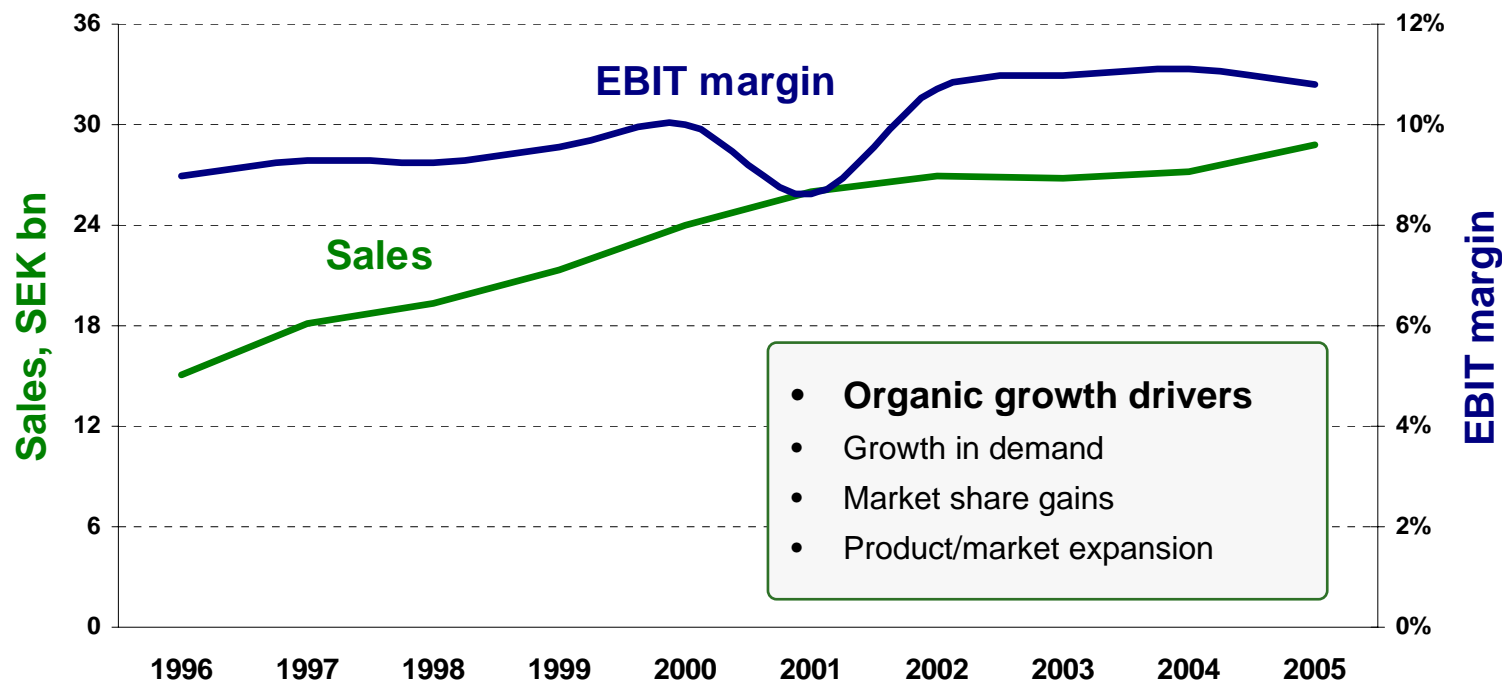


Leading global positions for 90% of sales

*Est. market
shares*

• Chainsaws	Global no.1	>40%
• Other portable petrol	Global no.1	>30%
• Tractors	Global no.1-2	>25%
• Lawn mowers	Global no.1	>30%
• Diamond tools for construction and stone industries	Global no.1	>10%

History of profitable growth



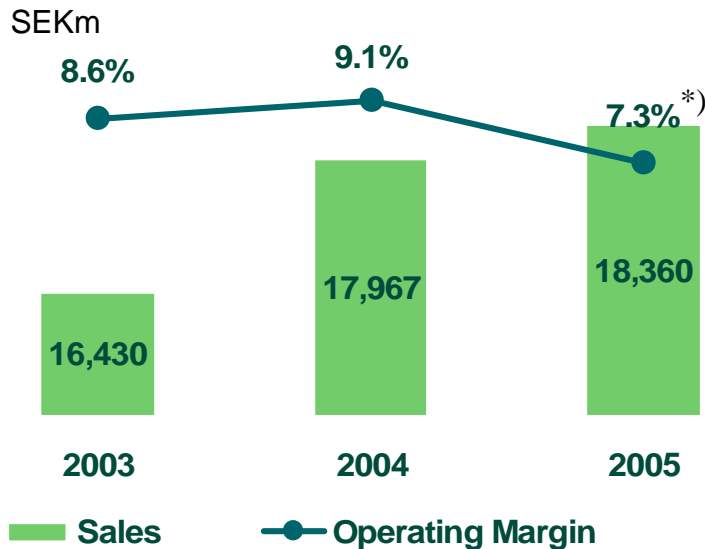
Sales CAGR 1996-2005: 7.5% (5.5% excl. acquisitions)

EBIT CAGR 1996-2005: 10%

Note: As reported in Electrolux segment reporting. Corporate costs not included

Consumer Products

Sales and margin (In comparable currency)



RONA:

2003	2004	2005
25.5%	27.8%	18.6%

➤ 5.7% annual sales growth 2003-2005

^{*)} Includes provision of SEK 40m for closure of Parabiago plant, Italy

Key demand drivers:

- Housing starts
- Consumer spending on home improvement
- Weather

Key performance drivers:

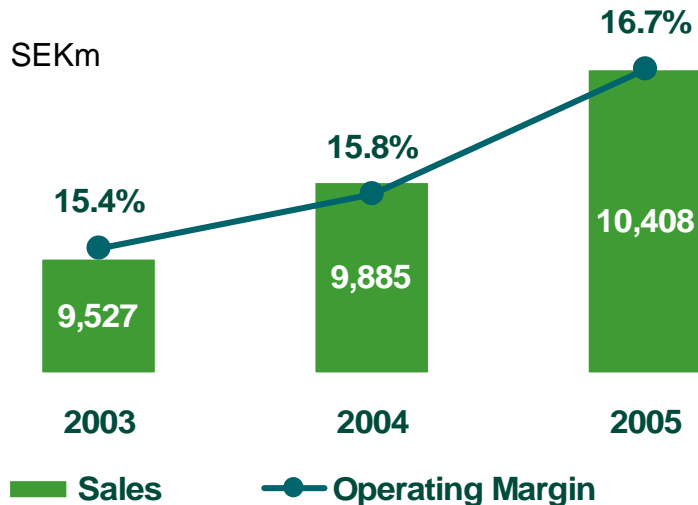
- Cost-efficiency
- Brand
- Price management
- Growth

Major competitors:

MTD, GGP, TTI

Professional Products

Sales and margin (In comparable currency)



RONA:

2003	2004	2005
35.3%	36.7%	38.5%

Key demand drivers:

- Logging activities
- "Prosumers"
- Private gardens maintained by contractors
- Construction – infrastructure and commercial buildings

Key performance drivers:

- Brand
- Growth
- Price management

Major competitors:

Stihl, Toro, Tyrolit

➤ 4.5% annual sales growth 2003-2005

Group sales and earnings, first half 2006

Pro forma							Full year 2005	
SEKm	2006	% of sales	2005	% of sales	Change	Change, currency adjusted	2005	% of sales
Net sales	19,471		17,610		10.6%	5.2%	28,768	
EBIT	2,204	11.3	1,976	11.2	11.5%	7.3%	2,871	10.0
Income after fin. items	1,946	10.0	1,696	9.6	14.7%	–	2,392	8.3
Key ratios								
EPS, SEK	4.53		3.83				5.41	
ROE,% ^{*)}	36.9		50.4				39.4	
Net debt/equity	1.15		1.89				1.12	

Net sales by business area

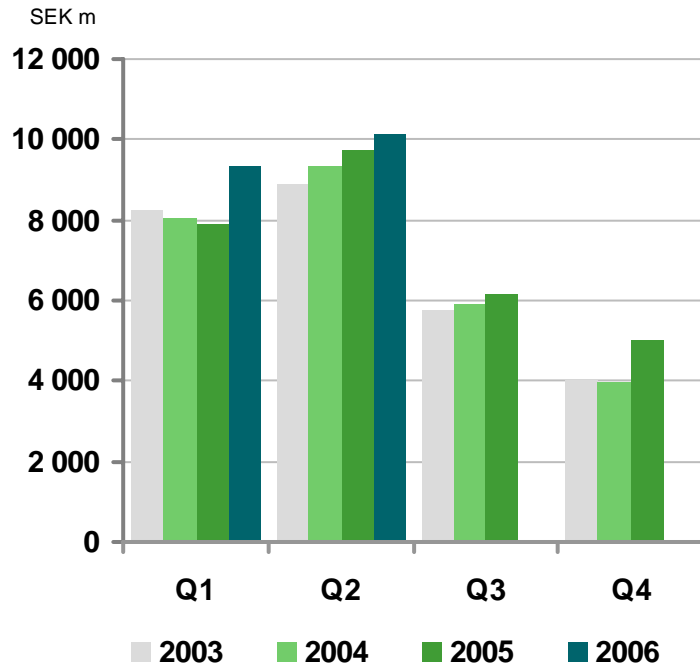
Consumer Products	13,533		12,258		10.4%	4.4%	18,360	
Professional Products	5,938		5,352		10.9%	6.9%	10,408	

EBIT by business area

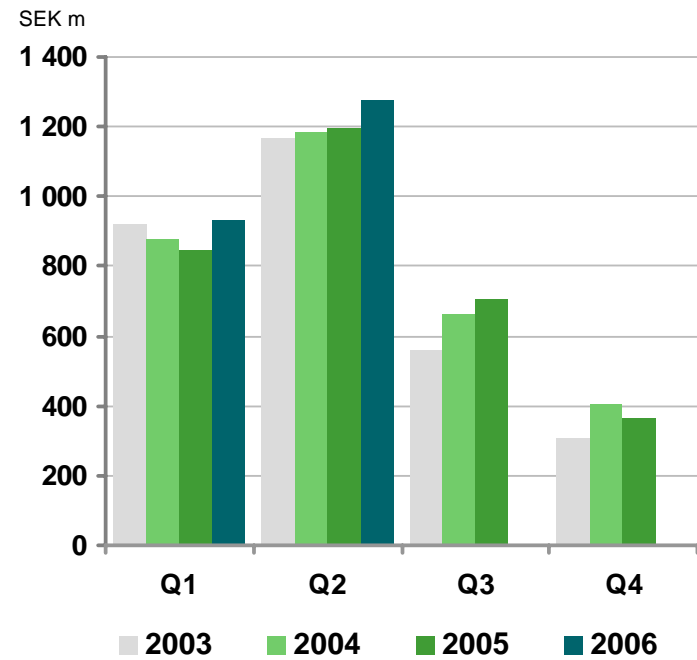
Consumer Products	1,237	9.1	1,108	9.0	11.6%	6.1%	1,332	7.3
Professional Products	1,031	17.4	932	17.4	10.6%	8.2%	1,739	16.7

Seasonality

Net Sales



Operating Profit



First half normally represents approx. 60% of sales and 65% of operating profit

Average of total year	Q1	Q2	Q3	Q4
	29%	34%	21%	16%

Average of total year	Q1	Q2	Q3	Q4
	29%	39%	21%	11%

Long-term financial targets

Annual organic growth of approx. 5% over a business cycle

Growth through complementary acquisitions

Operating margin of more than 10% over a business cycle

Dividend to correspond to 25-50% of net income

Actions to meet our targets

1. Organic growth

- *Continued investments in product development*
- *Expand distribution network*
- *Make full use of Husqvarna brand's potential*

2. Margin

- *Focus on growing high-margin businesses*
- *Price management*
- *Cost-efficiency*

3. Complementary acquisitions

Acquisitions in 2006

- **Canadian distributor, as of March 1**
 - McOuat, the major distributor of Group's professional products in Canada for servicing dealers
 - Annual sales of approx. SEK 200m
- **Dixon Industries in US, as of July 31**
 - A producer of zero-turn riding lawnmowers, mainly for professional users
 - Annual sales of approx. SEK 400m

Building on our strengths

- Leading market positions
- Premium position for Husqvarna brand
- Expertise in product development
- Strong and growing global distribution network
- Strong, stable cash flow



Factors affecting forward-looking statements

This presentation contains forward-looking statements in the sense referred to in the US Private Securities Litigation Reform Act of 1995. Such statements comprise, among other things, financial goals, goals of future business and financial plans. These statements are based upon present expectations and are subject to risks and uncertainties that may give rise to major deviations of the result due to several aspects. These aspects include, among other things: consumer demand and market conditions in the geographical areas and lines of business in which Husqvarna operates, the effects of currency fluctuations, downward pressure on prices due to competition, a material reduction of sales by important distributors, any success in developing new products and in marketing, outcome of any product responsibility litigation, progress when it comes to reach the goals set for productivity and efficient use of capital, successful identification of growth opportunities and acquisition objects, and to integrate these into the existing business and successful achievement of goals to make the supply chain more efficient.